



1



<http://www.logicieleducatif.fr>

2



<http://www.logicieleducatif.fr>



Découpe les cartes puis plie et



colle la partie inférieure au dos pour la correction avant de plastifier.

Série **bleue**

De 1 à 3 les chiffres, constellations et doigts, dans l'ordre


3



<http://www.logicieleducatif.fr>



4



<http://www.logicieleducatif.fr>



Série bleue


5




<http://www.logicieleducatif.fr>




6




<http://www.logicieleducatif.fr>




7



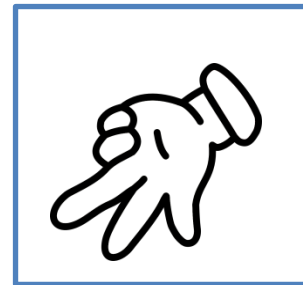
<http://www.logicieleducatif.fr>



8




<http://www.logicieleducatif.fr>



9




<http://www.logicieleducatif.fr>





10




<http://www.logicieleducatif.fr>



11




<http://www.logicieleducatif.fr>




12




<http://www.logicieleducatif.fr>





13




<http://www.logicieleducatif.fr>



14



<http://www.logicieleducatif.fr>



15



1


2

3

<http://www.logicieleducatif.fr>

↓

16



1


2

3

<http://www.logicieleducatif.fr>

2

17



1


2

3

<http://www.logicieleducatif.fr>

2

18



1

2

3

<http://www.logicieleducatif.fr>

3

19



1

2


3

<http://www.logicieleducatif.fr>



2

20



1

2

3

<http://www.logicieleducatif.fr>



3

21



1

2

3

<http://www.logicieleducatif.fr>

↓

22



1

2

3

<http://www.logicieleducatif.fr>

£